

## Introducing side-by-side passage detection.

Optical turnstiles with extra sensitivity for extra security, without extra false alarms.



Until now, all optical turnstiles in the industry have had an Achilles' heel: it was possible for people to walk through the lane side-by-side without being detected.

Some manufacturers responded with narrow lanes (typically 24" wide). This approach makes it physically challenging for two people to walk through beside each other. But, it also makes it difficult or impossible for large people, people in wheelchairs, and even people carrying packages to get through.

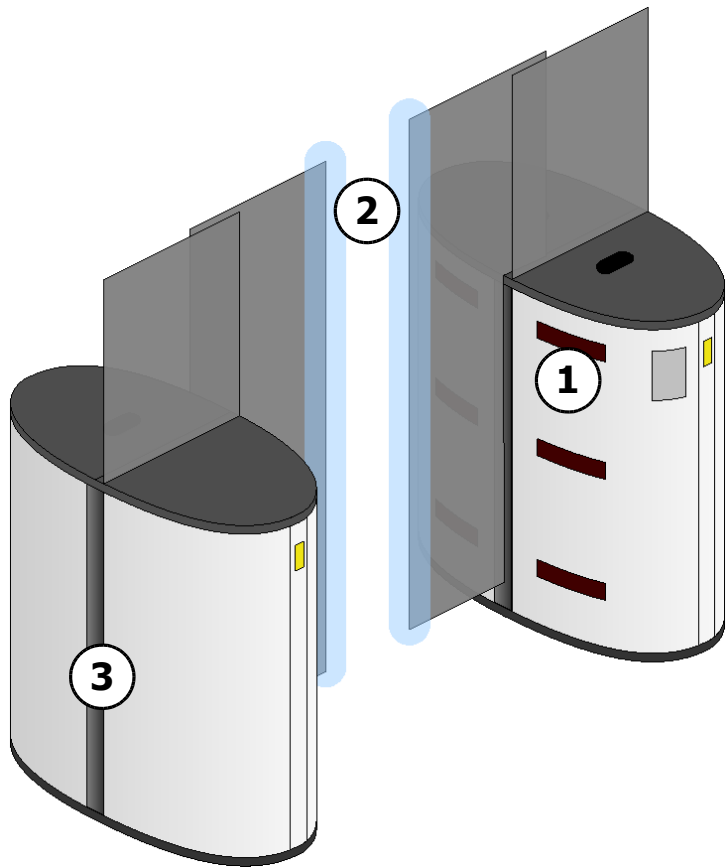
We decided there had to be a better way. We decided to innovate. We beefed up our optical detection matrix with 96 sensor beams at different heights and angles. It's the most advanced of its kind.

Our sensor technology lets us detect side-by-side passages. It even lets us detect sneaky attempts to enter, like two little people in one big trench coat.

And, because it's from PathMinder, it offers real 35 people per minute throughput and a negligible false alarm rate. And it looks pretty too.

Best of all, these optical turnstiles meet ADA requirements when spaced 32" or 36" apart. Say goodbye to "special" accessible lanes and swing gates. Hello, universal accessibility.

Real security and real speed. Only from PathMinder.



## Secure your site. Safely.

Because touching moments shouldn't involve turnstiles.

Barriers should never close on a child being dragged along by a parent. They should never clip a person's heel. Or catch a bookbag. Or hit a guide dog. That's why, at PathMinder, we use three redundant safety devices in our optical turnstiles with door-style barriers.

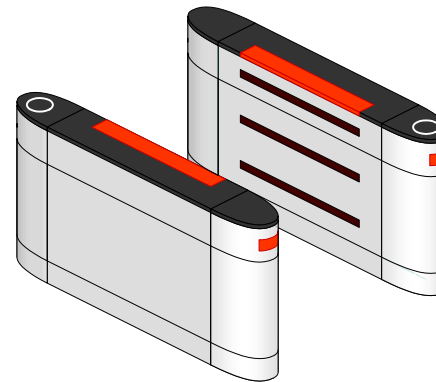
- 1** **Safety beam matrix (up to 96 beams)**  
 Prevents barrier deployment when anything is in the turnstile lane near the barrier. Competitors typically use one or two safety beams far off the ground. We use up to 96 beams at different heights and angles.
- 2** **Edge sensor**  
 Detects anything within one inch of the leading edge of the barrier, and stops the barrier in their tracks. It even offers protection above the safety beams on units with tall door barriers (like the ones shown above). It's unique in the industry.
- 3** **Torque sensor and servo motors**  
 Detects resistance as the barrier is closing, and instantly retracts the barriers. Motors are intentionally over-designed to be able to quickly reverse barrier motion.

## Light up your lanes.

React to alarms quickly with end lights at all four corners and optional top panel lighting.

When security is important, so is reaction time. Personnel stationed at the front desk need to be able to respond quickly to alarms to keep intruders out.

That's why all PathMinder turnstiles have end lights at all four corners of a lane. When an alarm occurs, the guard sees flashing red lights on the units to the left and right of the person generating the alarm--the guard doesn't need to stop to think about which lane is in alarm.



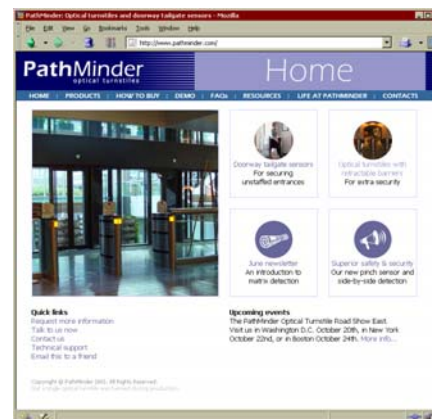
In addition, PathMinder's new long narrow housings have **optional top panel lighting**, for even better visibility. More than 1500 super-bright LEDs are used to show lane status: green means go, yellow means "present card", and flashing red indicates an alarm.

PathMinder turnstiles also feature separate audio & visual alarm timeouts. So, for example, the audible alarm can beep for two seconds to attract the guard's attention, but the lights can flash for 10 seconds to help the guard establish culpability.

Light up your life. Securely.

## Log on. Learn more.

Visit [pathminder.com](http://pathminder.com) for product info & live web seminars.



### Specifying a job?

Use our **generic specifications** for your RFP-- just copy & paste.

### Checking up on our claims?

Come see our **videos**. Proof positive.

### Trying to separate the wheat from the chaff?

Attend one of our **web seminars**; we talk about the things you need to look for in a good optical turnstile, and why they're important. Or grab a copy of our **ten-point checklist** and evaluate us against our competitors.

### Looking for design inspiration?

Look through our **custom housing gallery**.